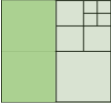
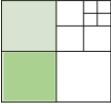
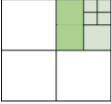
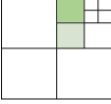
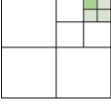


Supplementary Table S5. The 5 categories of multiplier used by Saito and Atobe (1970) to represent surface area covered by macroalgal species on a small sub-quadrat.

Algal cover	Illustration	Multiplier (C_n)
Covering $\frac{1}{2}$ to 1 of substratum surface		3.0
Covering $\frac{1}{4}$ to $\frac{1}{2}$ of substratum surface		1.5
Covering $\frac{1}{8}$ to $\frac{1}{4}$ of substratum surface		0.75
Covering $\frac{1}{16}$ to $\frac{1}{8}$ of substratum surface		0.375
Covering less than $\frac{1}{16}$ of substratum surface		0.1875